

**Technical Data:**

- Width of Bar top                    3/4" wide
- Gap between bars                    3/8" wide (Max)
- Open area/sq. ft.                    34%
- Grating Height                        1"
- Deflection at 300 lbs per ASTM D790-10                    3/16"
- Surface Texture                        Slip-resistant
- Warranty                                 10 Years

**Note:**

Purchaser / Owner is to verify the grating is compatible for their application. PoolEquip will have no responsibility for the swimming pool flow requirements

|  |                |
|--|----------------|
| X _____<br>Authorization to Fabricate: | _____<br>Date: |
|--|----------------|

**Design & Product Information:**

DuraTech Inter-Locking PVC grating is formulated with maximum U.V. inhibitors added to 100% virgin exterior grade impact resistant PVC resin. Integral slip-reistance is embossed into the grating top surface as a standard safety feature. Custom configurations, radius, bends and various designs are available. Standard white color, custom colors available upon request.

**Installation:**

To be supported at all grating ends and corners. Anchor assemblies should be installed every 15" on center, staggering from one side of grating to the other. It is necessary to support all grating ends for proper safety requirements.

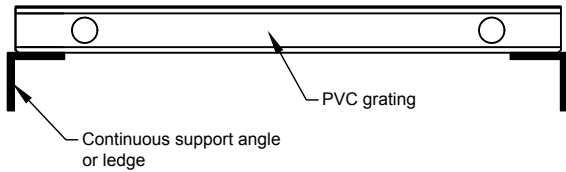
# DuraTech™ Inter-Lock

## PVC Grating U.V.

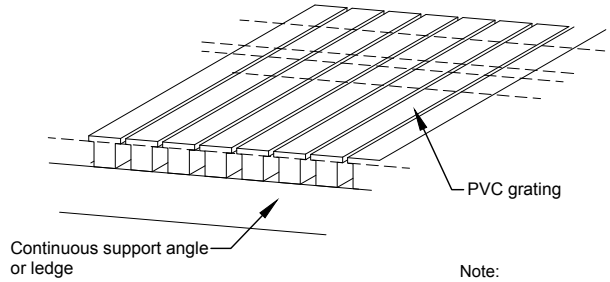
|   |  |            |  |
|---|--|------------|--|
|   | Project: For Sales Purposes Only<br>Part# GRT 15-WH<br>15" DuraTech PVC Interlock, White |            | Date:  |
|   |  |            | Drawn by: EFB  |
|   |  |            | App'r'd by:  |
|   | DWG #:   | Scale: N/A | <div style="font-size: 2em; font-weight: bold;">1 of 2</div> |
| Issue Date:   | Item #:  |            |  |
| All designs and data included and implied, within the contents of the submitted designs are proprietary. All submitted designs and data are subject to verification from the purchaser/owner. Poolequip will not be held liable based upon inaccurate information and unknown conditions. We reserve the right to modify details without notice where conditions require. No documents shall be modified, copied or reproduced without express written consent of Poolequip. 2008-2017 Poolequip LLC. All Rights Reserved |  |            |  |

Phone: 800-287-1588  
www.poolequip.com

# Installation Instructions



(Diagram A)



(Diagram B)

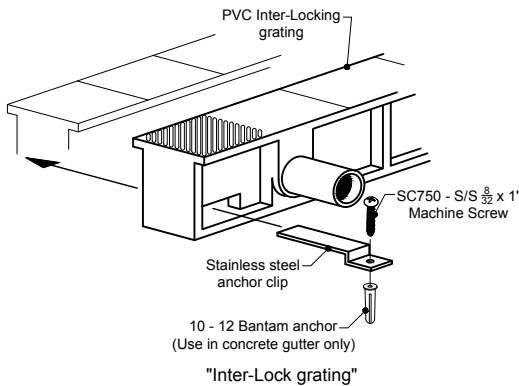
Note:  
Support grating  
continuously on  
all grating ends.

Note:  
Support grating  
continuously on  
all grating ends.

**Installation**  
Locate grating on support ledge, slide the stainless steel anchor clip into place as shown. Anchor assemblies should be installed max 15" on center, staggering from one side of grating to the other. It is necessary to support all grating ends for proper safety requirements.

**Concrete Gutter** - Mark hole location and drill a 1/4" Dia. hole. Insert bantam sleeve into hole, replace anchor clip and fasten through the anchor clip and secure into the bantam anchor.

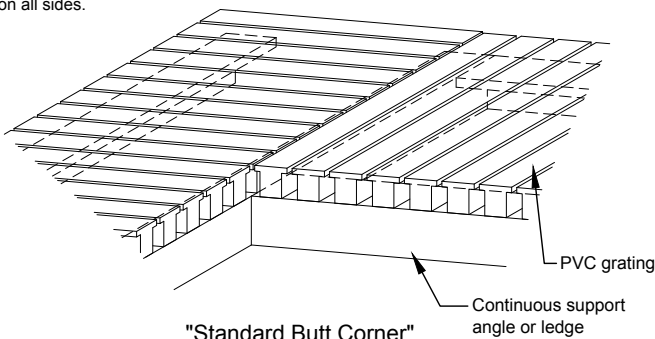
**S/S Gutter** - Mark hole location and drill a 9/64" Dia. hole into support angle and tap using #8/32. Replace anchor clip and fasten through the anchor clip and secure into the support angle. Do not over tighten.



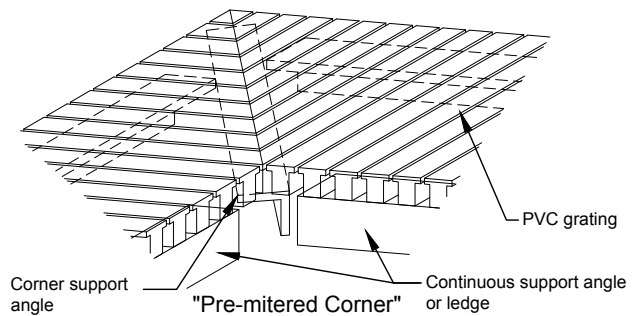
(Diagram E)

Note:  
Make certain that corner  
grates are fully supported  
on all sides.

Note:  
Make certain that corner  
grates are fully supported  
on all sides.



(Diagram C)



(Diagram D)

poolequip.com

Project: For Sales Purposes Only  
Part# GRT 15-WH  
15" DuraTech PVC Interlock, White

Date:

Drawn by: EFB

App'd by:

DWG #:

Scale: N/A

Issue Date:

Item #:

2 of 2

Phone: 800-287-1588  
www.poolequip.com

All designs and data included and implied, within the contents of the submitted designs are proprietary. All submitted designs and data are subject to verification from the purchaser/owner. Poolequip will not be held liable based upon inaccurate information and unknown conditions. We reserve the right to modify details without notice where conditions require. No documents shall be modified, copied or reproduced without express written consent of Poolequip. 2008-2017 Poolequip LLC. All Rights Reserved